

St Patrick's CBC

170 Du Toitspan Road, Belgravia, Kimberley 8301
P.O. Box 10281, Beaconsfield 8315, South Africa
Telephone +27 (53) 831-1558/9
Facsimile +27 (53) 831-1669
E-mail: info@stpatricks.co.za



...where more than 120 years of history embraces the future

Friday, 03 April 2020

Dear Parents

ONLINE TEACHING FROM 15 APRIL 2020

I trust that you are all well and are enjoying the time at home with your loved ones. Yes, these are uncertain times, and some days are easier than others, but now is the time to have faith in God and know that He is still in control. I truly believe that the world is going to be a better place after this pandemic.

We are determined to make this temporary phase of online teaching as stress-free as possible for our parents, as well as for the pupils and staff. **Online teaching starts on Wednesday, 15 April 2020.** I realise that there may be challenges i.e. securing a stable internet connection for your child/ren for this period, or sourcing sufficient electronic devices if you have more than one child in the senior grades, but I appeal to you to make every effort to make this work.

At this stage, we are not sure how long the **lockdown** is going to last and when pupils will be allowed to return to school. Therefore, we need to be prepared for the long haul. I will continue to give you updates on a regular basis.

This letter contains a lot of information. Therefore, I have decided to present the information in step form which will hopefully make it easier to understand.

Step 1 (This step should have been actioned already by yourself)

Class-specific **WhatsApp link invites** were sent to all parents on Monday, 22 March 2020. We are using this platform to communicate important information to you as parents. If you do not know what we are referring to, please email your CELL NUMBER and the CLASS YOUR CHILD IS IN (e.g. 0821234567 - Grade 1GO), to info@stpatricks.co.za.

In addition to this, we will continue to communicate via **email** as well.

Step 2

Online platforms were identified for different phases.

The following suitable and age-appropriate online platforms have been identified for the various sections of the school:

Section or Grade	Platform	Explanation
ECD – Grade R	WhatsApp messages	The teaching staff will send lessons/activity ideas via the WhatsApp groups to all parents.
Grade 1	Emails and WhatsApp messages	The Grade 1s will work in their school books according to weekly instructions given. *Pupils should strictly adhere to the weekly lesson plans circulated.
Grade 2 – 3	Emails and WhatsApp messages	The teaching staff have drawn up a booklet for the pupils to use. It will be emailed to all parents. If you do not have a printer at home, please make arrangements to print it, once emailed.
Grade 4 – 5	ClassDojo App	The teaching staff will upload lesson plans and lessons onto ClassDojo for parents to access and share with their children.
Grade 6 – 7	Edmodo	The teaching staff will upload lesson plans and lessons onto Edmodo as well as provide other resources for parents to access and share with their children.

Grade 8 – 12	Edmodo	The teaching staff will upload lesson plans and lessons onto Edmodo as well as other resources. The pupils have already received invites to join the various subjects on Edmodo.
--------------	--------	--

Step 3:

Each grade/phase will receive a specific timetable or programme. Please see the various timetables/programmes attached as an addendum to this letter (see page 4).

This is not just a timetable for when the pupils must do the set work at home. **Subject teachers will be available for questions via email during these lesson times.**

Step 4:

Online teaching starts on Wednesday, 15 April 2020.

It is not an easy time for anyone, so please be reminded that our **Pupil/Parent Support** Department is operational throughout this period. Please feel free to make contact with Dr Marlene Zwiegers (mzwiegers@stpatricks.co.za) or Pastor Marida Duff (mduff@stpatricks.co.za) at any time. They will respond during office hours.

This is indeed new territory for us. None of us expected this to happen two months after the school year started. We would much rather be operating in our normal environment where we teach in class, follow a standard timetable, provide opportunities for social interaction and have the afternoons filled with extracurricular activities.

Let's all remain **positive, encouraging, and supportive**. If you experience challenges, and you feel that we could possibly assist in any way, you are most welcome to contact me.

From this week, the **school's telephone line** has been diverted and is operational. However, for any **academic questions**, please continue to **email** the relevant staff member.

For your convenience, please find the email address for all Grade -, Phase - and Department Heads below:

- Head of ECD Phase: Liz-Anne Seaward <lseaward@stpatricks.co.za>
- Grade PR and R Grades Head: Flora Gill <fgill@stpatricks.co.za>
- Grade 1 Grade Head: Pam Ricketts <pricketts@stpatricks.co.za>
- Grade 2 Grade Head: Lee-Ann Vertue <lvertue@stpatricks.co.za>
- Grade 3 Grade Head: Candace Ramsay <cramsay@stpatricks.co.za>
- Grade 4&5 Grade Head: Ulana van Loggerenberg <UvanLoggerenberg@stpatricks.co.za>
- Grade 6&7 Grade Head: Micaila Ward <miward@stpatricks.co.za>
- Acting Head of Primary School: Peter Hauman <phauman@stpatricks.co.za>
- Deputy Head – High School: Kevin Vertue <kvertue@stpatricks.co.za>
- Head of High School: Francis Hloma <fhloma@stpatricks.co.za>
- Head of Curriculum: Peter Templeton <ptempleton@stpatricks.co.za>
- Head of School of the Arts: Anne Solomon <asolomon@stpatricks.co.za>
- Head of Sport: Roy Adams <radams@stpatricks.co.za>
- Executive Head: Jacques Tredoux <jtredoux@stpatricks.co.za>

A fellow educator in Chesterfield, Payton Anderson, expressed it so beautifully:

"School is not closed – only the building is. If you listen closely, you can hear the hum of hard-working teachers, administrators, and support staff preparing to save the day in ways and means never seen before at our school. Yes, we are broken-hearted, but these broken hearts will lead to unconditional resolve in doing what we do best. Teach!

Hold on, kiddos. Get ready to practise what you have learnt, and get your brain ready.

Hold on, parents. Be open-minded and keep a close eye on what you are about to see and experience.

We are coming!

Game. On.
Let's do this.
TOGETHER."

Yours sincerely








Jacques Tredoux
EXECUTIVE HEAD

***See Page 4 - Addendum: Timetables/Programmes**

Addendum: Timetables/Programmes

ECD:

ECD Timetable

	MON	TUES	WEDNESDAY 15 APRIL 2020	THURSDAY 16 APRIL 2020	FRIDAY 17 APRIL 2020
EDUCATIONAL ACTIVITIES OR ANY EDUCATIONAL TOYS YOU HAVE			<ul style="list-style-type: none"> • THREAD TOILET ROLLS ONTO STRING/LACES. • ARRANGE SHOES IN THE SHAPE OF A HOUSE (SQUARE AND TRIANGLE). • ARRANGE SHOES IN THE SHAPE OF A FLOWER. • ARRANGE SHOES IN THE SHAPE OF A SQUARE • ARRANGE SHOES IN THE SHAPE OF A CIRCLE • ARRANGE SHOES IN THE SHAPE OF A RECTANGLE 	<ul style="list-style-type: none"> • THREAD TOILET ROLLS ONTO STRING/LACES. • ARRANGE SHOES IN THE SHAPE OF A HOUSE (SQUARE AND TRIANGLE). • ARRANGE SHOES IN THE SHAPE OF A FLOWER. • USING TOILET ROLLS, BUILD NUMBER TOWERS FOR 1 – 5 	<ul style="list-style-type: none"> • THREAD TOILET ROLLS ONTO STRING/LACES. • ARRANGE SHOES IN THE SHAPE OF A HOUSE (SQUARE AND TRIANGLE). • ARRANGE SHOES IN THE SHAPE OF A FLOWER. • ARRANGE SHOES IN THE SHAPE OF A THREE SQUARES – LARGEST TO SMALLEST • ARRANGE SHOES IN THE SHAPE OF A THREE RECTANGLES – LARGEST TO SMALLEST • USING TOILET ROLLS, BUILD A TOWER 
FINE MOTOR			<p>MAKE A SAND BOX BY POURING SAND INTO A TRAY. PRACTICE DRAWING SHAPES (SQUARE/RECTANGLE/CIRCLE/TRIANGLE/OVAL/HEART) IN THE SAND USING YOUR FINGER.</p> 	<p>MAKE A SAND BOX BY POURING SAND INTO A TRAY. PRACTICE DRAWING SHAPES (SQUARE/RECTANGLE/CIRCLE/TRIANGLE/OVAL/HEART) IN THE SAND USING YOUR FINGER.</p> 	<p>MAKE A SAND BOX BY POURING SAND INTO A TRAY. PRACTICE DRAWING SHAPES (SQUARE/RECTANGLE/CIRCLE/TRIANGLE/OVAL/HEART) IN THE SAND USING YOUR FINGER.</p> 
GROSS MOTOR			<p>STAR JUMPS FROG WALKS "HEAD, SHOULDERS, KNEES AND TOES" SONG</p>	<p>STAR JUMPS JUMPING FORWARD "HEAD, SHOULDERS, KNEES AND TOES" SONG</p>	<p>STAR JUMPS CRAWLING "HEAD, SHOULDERS, KNEES AND TOES" SONG</p>
RELIGIOUS EDUCATION			<p>JONAH AND THE WHALE https://www.youtube.com/watch?v=lfBn-Nvidto</p>	<p>DANIEL AND THE LION'S DEN https://www.youtube.com/watch?v=3KOjLRY5I3k</p>	<p>DAVID AND GOLIATH https://www.youtube.com/watch?v=TSEkqCXNePM</p>

NURSERY RHYME			THE WHEELS ON THE BUS https://www.youtube.com/watch?v=XxVnog80Sq4	ITSY BITSY SPIDER https://www.youtube.com/watch?v=w_ICi8U49mY	FIVE LITTLE MONKEYS https://www.youtube.com/watch?v=sfFwo7iQsDw
HYGIENE			REITERATE THE IMPORTANCE OF WASHING HANDS. THIS BABY SHARK-THEMED VIDEO WILL MAKE IT A FUN ACTIVITY FOR ALL https://www.youtube.com/watch?v=L89nN03pBz	REITERATE THE IMPORTANCE OF WASHING HANDS. THIS BABY SHARK-THEMED VIDEO WILL MAKE IT A FUN ACTIVITY FOR ALL https://www.youtube.com/watch?v=L89nN03pBz	REITERATE THE IMPORTANCE OF WASHING HANDS. THIS BABY SHARK-THEMED VIDEO WILL MAKE IT A FUN ACTIVITY FOR ALL https://www.youtube.com/watch?v=L89nN03pBz
MATHEMATICS			COUNT TO 10 COUNT THE NUMBER OF DOORS IN YOUR HOUSE	COUNT TO 10 COUNT THE NUMBER OF WINDOWS IN YOUR HOUSE	COUNT TO 10 COUNT THE NUMBER OF BEDS IN YOUR HOUSE
VOCABULARY			THE ABC ANIMAL TRAIN https://www.youtube.com/watch?v=DyLbzK-5INw	THE ABC ANIMAL TRAIN https://www.youtube.com/watch?v=DyLbzK-5INw	THE ABC ANIMAL TRAIN https://www.youtube.com/watch?v=DyLbzK-5INw
POTTY TRAINING			https://www.babycenter.com/0_potty-training-in-three-days-or-less_10310078.bc	https://www.babycenter.com/0_potty-training-in-three-days-or-less_10310078.bc	https://www.babycenter.com/0_potty-training-in-three-days-or-less_10310078.bc

GRADE PR:
Grade PR Timetable

	MON	TUES	WEDNESDAY 15 APRIL 2020	THURSDAY 16 APRIL 2020	FRIDAY 17 APRIL 2020
EDUCATIONAL ACTIVITIES OR ANY EDUCATIONAL TOYS YOU HAVE			PEGBOARD, PUZZLES, TRICKY FINGERS, TEACHER GUIDED ACTIVITY, FREE PLAY, BOOK CORNER, GESTALT PATTERNS	PEGBOARD, PUZZLES, TRICKY FINGERS, TEACHER GUIDED ACTIVITY, FREE PLAY, BOOK CORNER, GESTALT PATTERNS	PEGBOARD, PUZZLES, TRICKY FINGERS, TEACHER GUIDED ACTIVITY, FREE PLAY, BOOK CORNER, GESTALT PATTERNS
RELIGIOUS EDUCATION			BIBLE STORY, PRAYER AND SONGS	BIBLE STORY, PRAYER AND SONGS	BIBLE STORY, PRAYER AND SONGS
THEME DISCUSSION			WHERE ARE SEA CREATURES FOUND? WHAT ARE SEA CREATURES?	HOW DO SEA CREATURES LIVE UNDER WATER?	DO THEY HAVE EXTERNAL OR INTERNAL SKELETONS?
CREATIVE ACTIVITIES			DRAW A BODY IMAGE DRAWING	DRAW A PICTURE OF A SEA CREATURE.	TOILET PAPER OCTOPUS
GROSS MOTOR			JUMP LIKE A DOLPHIN JUMP LIKE A STARFISH WALK SIDEWAYS LIKE A CRAB MOVE YOUR ARMS LIKE AN OCTOPUS HTTPS://YOUTU.BE/LURCQ9XGKTQ	REPEAT EXERCISES FROM DAY 1	REPEAT EXERCISES FROM DAY 1.
MATHEMATICS			COUNT FROM 1 – 10.	COUNT FROM 1 - 10	COUNT FROM 1 - 10
LANGUAGE DEVELOPMENT			ONCE I CAUGHT A FISH ALIVE. https://youtu.be/FDUzGLuEsOc	ONCE I CAUGHT A FISH ALIVE. https://youtu.be/FDUzGLuEsOc	ONCE I CAUGHT A FISH ALIVE. https://youtu.be/FDUzGLuEsOc
VOCABULARY			HTTPS://YOUTU.BE/OXW6FOUNET4	HTTPS://YOUTU.BE/FDUZGLUESOC	HTTPS://YOUTU.BE/FDUZGLUESOC

GRADE R:
Grade R Timetable

	MON	TUES	WEDNESDAY 15 APRIL 2020	THURSDAY 16 APRIL 2020	FRIDAY 17 APRIL 2020
EDUCATIONAL ACTIVITIES OR ANY EDUCATIONAL TOYS YOU HAVE			PEGBOARD, PUZZLES, TRICKY FINGERS, TEACHER GUIDED ACTIVITY, FREE PLAY, BOOK CORNER, GESTALT PATTERNS	PEGBOARD, PUZZLES, TRICKY FINGERS, TEACHER GUIDED ACTIVITY, FREE PLAY, BOOK CORNER, GESTALT PATTERNS	PEGBOARD, PUZZLES, TRICKY FINGERS, TEACHER GUIDED ACTIVITY, FREE PLAY, BOOK CORNER, GESTALT PATTERNS
RELIGIOUS EDUCATION			BIBLE STORY, PRAYER AND SONGS	BIBLE STORY, PRAYER AND SONGS	BIBLE STORY, PRAYER AND SONGS
TO BE DONE DAILY			DAILY WEATHER, DAYS OF THE WEEK, MONTHS OF THE YEAR, SHAPES, COLOURS	DAILY WEATHER, DAYS OF THE WEEK, MONTHS OF THE YEAR, SHAPES, COLOURS	DAILY WEATHER, DAYS OF THE WEEK, MONTHS OF THE YEAR, SHAPES, COLOURS
THEME DISCUSSION			LAND TRANSPORT AND SAFETY THEREOF	AIR TRANSPORT AND SAFETY THEREOF	WATER TRANSPORT AND SAFETY THEREOF
VOCABULARY			ANIMAL TRANSPORT, OLD TRANSPORT, HORSE AND CARRIAGE, VINTAGE CARS, BICYCLE, CAR, TRUCK, ROBOT, WHEEL, MOTORBIKE, LORRY, ZEBRA CROSSING, ROAD SIGNS, SCOOTER, SKATEBOARD, ROLLERBLADES, TRACTOR, WHEELCHAIR	AIRPORT, RUNWAY, AEROPLANE, HELICOPTER, HOT AIR BALLOON, FIGHTER JET, LUGGAGE LABEL, TICKET, PILOT, BATONS, SECURITY, WEATHER SOCK, HOVERCRAFT, ROCKET, SPACE SHIP,	HARBOUR, PORT, SHIP, SAIL BOAT, SUBMARINE, ROW BOAT, CANOE, FERRY, YACHT, OIL TANKER, TUG BOATS
CREATIVE ACTIVITIES			PAINTING, PASTING, FREE DRAWING, PLAY DOUGH HTTPS://WWW.PINTERES.COM/AMP/PIN/95771929554659285	PAINTING, PASTING, FREE DRAWING, PLAY DOUGH	PAINTING, PASTING, FREE DRAWING, PLAY DOUGH
GROSS MOTOR			HTTPS://YOUTU.BE/O8UTDN_ZKOK	HTTPS://YOUTU.BE/O8UTDN_ZKOK	HTTPS://YOUTU.BE/O8UTDN_ZKOK
MATHEMATICS			*ROTE COUNT 1- 50, RECOGNISE NUMBER SYMBOL 1-7 , INTRODUCE NEXT NUMBER, COUNT BACKWARDS 10 - 1 REVISE: BIG, BIGGER, BIGGEST	COUNT OBJECTS TO 50, IDENTIFY NUMBERS SYMBOLS 1-7, INTRODUCE NUMBER VALUE OF NEXT NUMBER, REVISE: SMALL, SMALLER, SMALLEST	ROTE COUNT 5 – 15, 20 -35, RECOGNISE NUMBERS 1-7, INTRODUCE NEXT NUMBER NAME COUNT BACKWARDS 10 – 1
LANGUAGE DEVELOPMENT			WEEKEND NEWS REINFORCE FULL SENTENCES WHEN YOUR CHILD ANSWERS QUESTIONS.	REINFORCE FULL SENTENCES WHEN YOUR CHILD ANSWER QUESTIONS. SONGS: HTTPS://YOUTU.BE/CDVMZMSQM-I	LISTENING AND FOLLOWING 2 OR MORE INSTRUCTIONS, TWO OR MORE SYLLABIFICATIONS – CLAP FAMILY NAMES

*Rote count: counting numbers sequentially.

GRADE 1:
Grade 1 Timetable

		WEDNESDAY 15 APRIL 2020	THURSDAY 16 APRIL 2020	FRIDAY 17 APRIL 2020
09H00- 10H00		<p>USING THE COUNTING CHART ON PG. 72 OF YELLOW BOOK COUNT IN 1s. PRACTISE COUNTING ON FROM A NUMBER E.G. 7 & STOP AT 19. GO FORWARDS & BACKWARDS. ON THE NUMBER LINE DO 1 MORE AND 1 LESS.</p> <p>SPEND +/- 10 MINUTES ON THIS. DO PG. 10 IN MENTAL MATHS BOOK. THEN DO PGS. 10, 11 & 12 IN NUMBER SENSE BOOK. YOU SHOULD BE FINISHED BY 10:00. IF YOU FINISH VERY QUICKLY AND HAVE INTERNET ACCESS TRY GOING TO WWW.TOPMARKS.CO.UK</p> <p>THEY HAVE SOME NICE MATHS GAMES AS WELL AS STORIES, ETC.</p>	<p>USING THE COUNTING CHART ON PG. 72, PRACTISE COUNTING ON FROM A NUMBER AGAIN AS WELL AS 1 MORE THAN AND 1 LESS THAN. DO PG. 11 IN MENTAL MATHS BOOK. ON THIS PAGE YOU HAVE TO COUNT THE PICTURES IN THE BLOCK AND ADD 1 MORE. THEN DO PGS. 13 & 14 IN YOUR NUMBER SENSE BOOK. ON PG. 13 DO 1 LESS AS PER THE EXAMPLE AT THE TOP OF THE PG. IN EXERCISE 2, FIRST COUNT THE HANDS AND WRITE THE ANSWER NEXT TO THE HAND. THEN COUNT ALL THE FINGERS (NOT JUST THE FINGERS THAT ARE STICKING UP). THERE ARE FIVE ON EACH HAND.</p>	<p>USING THE COUNTING CHART ON PG. 72, PRACTISE BEFORE AND AFTER. COUNT IN 2'S TO 30. (THIS SHOULD NOT TAKE MORE THAN +/- 5 MINUTES). DO PG. 12 IN MENTAL MATHS BOOK. WHEN DRAWING YOUR APPLES ETC. AT THE BOTTOM OF THE PAGE, DON'T FORGET TO COLOUR IN. DO PGS. 15, 16 AND 17 OF NUMBER SENSE BOOK. READ THROUGH YOUR 'A' AND 'E' WORDS ON PGS. 28 AND 29 OF YOUR YELLOW BOOK</p>
10H00- 11H00	BREAK - PLAY A GAME, HAVE A SNACK, DO A BRAIN BREAK ON YOU TUBE. IF YOU CAN'T PLAY IN A BACK YARD, THEN JUMP UP AND DOWN TO GET SOME EXERCISE. PLAY MUSICAL STATUES.			
11H00- 12H00		<p>REVISE THE 'L' SOUND ON PG. 20 OF YELLOW BOOK. TRACE OVER THE 'L' SOUND IN ORANGE ON PG. 20 WHILE SAYING THE RHYME. OPEN YOUR RED PHONIC WORKBOOK TO PG. 12. TRACE OVER THE L AND L SOUNDS. (USE YOUR ORANGE CRAYON TO TRACE OVER THE LETTERS). TAKE OUT PG. 12A AT THE BACK OF THE BOOK.</p> <p>CUT OUT AND COLOUR ALL THE PICTURES OF WORDS STARTING WITH 'L'. (THEY ARE: LAMP, LOCK, LOG, LEG, LEMON, LION). COLOUR IN THE TREE AS WELL ON PG. 12. YOU TUBE WEBSITE FOR PHONIC SONGS: KIDSTV123</p> <p>READING: REREAD YOUR READING CARDS (THE ONES THAT YOU HAVE COMPLETED). READ THE NEXT ONE. READ AND DO PG. 41 OF YELLOW BOOK. REVISE YOUR WEEK 9 WORDS (WE DID NOT COMPLETE THEM IN CLASS). READ YOUR DOLCH WORDS – FIRST LEVEL ON PG. 8</p>	<p>OPEN GENERAL 2 BOOK. PARENTS PLEASE PUT LITTLE CROSSES IN THE MARGINS, AS ON PREVIOUS PAGES, AS THIS HELPS YOUR CHILD TO USE THE CORRECT SPACE. WRITE 1 LINE OF EACH OF THE FOLLOWING LETTERS AND NUMBERS. USE THE YELLOW BOOK OR RED PHONIC WORKBOOK AS A GUIDE, IF YOU ARE UNSURE OF THE FORMATION. C, E, G, A, D, F, 7, 8. GO TO PG. 28 OF YELLOW BOOK. READ S-A, SA, SA-T, SAT WORDS AGAIN. THEN LOOK AT PG. 29 AND PRACTISE THE L-E, LE, LE-G, LEG WORDS. DO PG. 38 OF RED PHONIC WORKBOOK.</p> <p>READING: PRACTISE THE FIRST 4 WORDS OF WEEK 10 WORDS. PRACTISE YOUR DOLCH WORDS. READ AND DO PG. 42 OF YELLOW BOOK. READ YOUR NEXT CARD IF YOU ARE STILL BUSY WITH THEM</p>	<p>REVISE 'B' SOUND ON PG. 15 OF YELLOW BOOK. TRACE OVER THE 'B' SOUND IN BLUE ON PG. 15 WHILE SAYING THE RHYME. OPEN YOUR RED PHONIC WORKBOOK TO PG. 2. TRACE OVER THE B AND B SOUNDS.(USE YOUR BLUE CRAYON TO TRACE OVER THE LETTERS). TAKE OUT PG. 2A AT THE BACK OF THE BOOK. CUT OUT AND COLOUR ALL THE PICTURES OF WORDS STARTING WITH 'B'. (THEY ARE: BELL, BUG, BIB, BAT, BONE, BED). COLOUR IN THE BASEBALL NET AS WELL ON PG. 2. YOU TUBE WEBSITE FOR PHONIC SONGS: KIDSTV123 PHONICS B SOUNDS</p> <p>TAKE A BRAIN BREAK OF 10 MINUTES. DO PG. 1 OF SIMPLY THE BEST PHONICS WORKBOOK. READ THE WORDS AT THE TOP. LOOK AT THE PICTURES BELOW. WRITE THE CORRECT WORD NEXT TO THE CORRESPONDING PICTURE. THE ONLY SOUND THAT WE HAVE NOT YET COVERED IN THESE WORDS IS THE 'J' SOUND. HELP YOUR CHILD IF HE/SHE IS UNABLE TO READ IT. COLOUR IN THE PICTURES.</p> <p>READING: PRACTISE THE SECOND 4 WORDS OF WEEK 10 WORDS. PRACTISE YOUR DOLCH WORDS. READ AND DO PG. 43 OF YELLOW BOOK. READ YOUR NEXT CARD IF YOU ARE STILL BUSY WITH THEM.</p>

GRADE 2:
Grade 2 Timetable

	MON	TUES	WEDNESDAY 15 APRIL 2020	THURSDAY 16 APRIL 2020	FRIDAY 17 APRIL 2020
READING (10-15 MINUTES)			READ : MONSTERS ARE NOT REAL	READ: GIANT SQUID	READ: WE LOVE BAMBOO
PHONICS (15-20 MINUTES)			PRACTISE ALL THE: FL- WORDS BY MAKING USE OF THE: LOOK, SAY, COVER, WRITE, CORRECT METHOD (WRITE THE PHONIC WORDS IN YOUR HOMEWORK BOOK)	PRACTISE ALL THE: GL- WORDS BY MAKING USE OF THE: LOOK, SAY, COVER, WRITE, CORRECT METHOD (WRITE THE PHONIC WORDS IN YOUR HOMEWORK BOOK)	COMPLETE THE FL- AND GL- PHONIC WORKSHEETS
ENGLISH LANGUAGE (20-30 MINUTES)			COMPLETE THE VERB WORKSHEETS	COMPLETE THE HANDWRITING WORKSHEETS	COMPLETE THE COMPREHENSION WORKSHEET: THE ELEPHANT
MATHEMATICS (20-30 MINUTES)			PRACTISE WRITING NUMBER NAMES 50 - 55 IN YOUR HOMEWORK BOOK COMPLETE PG. 22 + 23 IN YOUR NUMBER SENSE BOOK	COMPLETE THE MONEY WORKSHEETS ORAL COUNTING BACKWARDS AND FORWARDS: • 1s - 180 • 2s - 120 • 10s - 200	COMPLETE THE MIXED MATHS WORKSHEET ORAL COUNTING BACKWARDS AND FORWARDS: • 3s - 30 • 5s - 120
AFRIKAANS (20-30 MINUTES)			OEFEN DIE VOLGENDE IN JOU AFRIKAANSE BOEK: SIGWOORDE: 4 SPELWOORDE: 7 KLANKKAART: A	VOLTOOI DIE TUIN WERKSVEL	VOLTOOI DIE A-KLANK WERKSVEL
LIFE SKILLS (10-15 MINUTES)				COMPLETE THE FARM ANIMAL WORKSHEET	

GRADE 3:
Grade 3 Timetable

WEEK ONE	MONDAY 13 APRIL 2020	TUESDAY 14 APRIL 2020	WEDNESDAY 15 APRIL 2020	THURSDAY 16 APRIL 2020	FRIDAY 17 APRIL 2020
09h00-09h30			MENTAL MATHS AND BONDS AND TABLES	NUMBER SENSE BOOKS	MENTAL MATHS AND BONDS AND TABLES
09h30-10h00			MATHEMATICS - CALCULATIONS, WORD PROBLEMS AND PATTERNS	MATHEMATICS - CALCULATIONS, WORD PROBLEMS	MATHEMATICS - CALCULATIONS, WORD PROBLEMS
10h00-10h30	BREAK				
10h30-11h00			AFRIKAANS	MATHEMATICS - SHAPES	MATHEMATICS - TIME
11h00-11h30			PHONICS AND READING	READING	AFRIKAANS
11h30-12h00	BREAK				
12h00-12h30			LANGUAGE	PHONICS	COMPREHENSION
12h30-13h00			COMPREHENSION	HANDWRITING	CREATIVE WRITING

GRADE 4-6:
Grade 4-6 Timetables

WEEK ONE	MONDAY 13 APRIL 2020	TUESDAY 14 APRIL 2020	WEDNESDAY 15 APRIL 2020	THURSDAY 16 APRIL 2020	FRIDAY 17 APRIL 2020
08h00-09h00			ENGLISH HOME LANGUAGE	ENGLISH HOME LANGUAGE	ENGLISH HOME LANGUAGE
09h00-09h30	BREAK				
09h30-10h30			MATHEMATICS	MATHEMATICS	MATHEMATICS
10h30-11h00	BREAK				
11h00-12h00			FIRST ADDITIONAL LANGUAGE	LIFE ORIENTATION	FIRST ADDITIONAL LANGUAGE
12h00-13h00	BREAK				
13h00-14h00			SOCIAL SCIENCES	PHYSICAL EDUCATION	CREATIVE ARTS (MUSIC/ART/DRAMA)

WEEK TWO	MONDAY 20 APRIL 2020	TUESDAY 21 APRIL 2020	WEDNESDAY 22 APRIL 2020	THURSDAY 23 APRIL 2020	FRIDAY 24 APRIL 2020
08h00-09h00	ENGLISH HOME LANGUAGE	ENGLISH HOME LANGUAGE	ENGLISH HOME LANGUAGE	ENGLISH HOME LANGUAGE	ENGLISH HOME LANGUAGE
09h00-09h30	BREAK				
09h30-10h30	MATHEMATICS	MATHEMATICS	MATHEMATICS	MATHEMATICS	MATHEMATICS
10h30-11h00	BREAK				
11h00-12h00	FIRST ADDITIONAL LANGUAGE	FIRST ADDITIONAL LANGUAGE	FIRST ADDITIONAL LANGUAGE	LIFE ORIENTATION	FIRST ADDITIONAL LANGUAGE
12h00-13h00	BREAK				
13h00-14h00	COMPUTER STUDIES	NATURAL SCIENCES	SOCIAL SCIENCES	PHYSICAL EDUCATION	CREATIVE ARTS (MUSIC/ART/DRAMA)

GRADE 7:
Grade 7 Timetables

WEEK ONE	MONDAY 13 APRIL 2020	TUESDAY 14 APRIL 2020	WEDNESDAY 15 APRIL 2020	THURSDAY 16 APRIL 2020	FRIDAY 17 APRIL 2020
08h00-09h00			ENGLISH HOME LANGUAGE	ENGLISH HOME LANGUAGE	ENGLISH HOME LANGUAGE
09h00-09h30	BREAK				
09h30-10h30			MATHEMATICS	MATHEMATICS	MATHEMATICS
10h30-11h00	BREAK				
11h00-12h00			FIRST ADDITIONAL LANGUAGE	LIFE ORIENTATION	FIRST ADDITIONAL LANGUAGE
12h00-13h00	BREAK				
13h00-14h00			SOCIAL SCIENCES	ECONOMIC MANAGEMENT SCIENCES	CREATIVE ARTS (MUSIC/ART/ DRAMA)

WEEK TWO	MONDAY 20 APRIL 2020	TUESDAY 21 APRIL 2020	WEDNESDAY 22 APRIL 2020	THURSDAY 23 APRIL 2020	FRIDAY 24 APRIL 2020
08h00-09h00	ENGLISH HOME LANGUAGE	ENGLISH HOME LANGUAGE	ENGLISH HOME LANGUAGE	ENGLISH HOME LANGUAGE	ENGLISH HOME LANGUAGE
09h00-09h30	BREAK				
09h30-10h30	MATHEMATICS	MATHEMATICS	MATHEMATICS	MATHEMATICS	MATHEMATICS
10h30-11h00	BREAK				
11h00-12h00	FIRST ADDITIONAL LANGUAGE	FIRST ADDITIONAL LANGUAGE	FIRST ADDITIONAL LANGUAGE	LIFE ORIENTATION	FIRST ADDITIONAL LANGUAGE
12h00-13h00	BREAK				
13h00-14h00	COMPUTER STUDIES	NATURAL SCIENCES	SOCIAL SCIENCES	PHYSICAL EDUCATION	CREATIVE ARTS (MUSIC/ART/ DRAMA)

GRADE 8-9:
Grade 8-9 Timetable

G.E.T.	MONDAY	TUESDAY	WEDNESDAY	THURSDAY	FRIDAY
08h00-09h00	MATHEMATICS	ENGLISH HOME LANGUAGE	ENGLISH HOME LANGUAGE	MATHEMATICS	FIRST ADDITIONAL LANGUAGES
09h00-09h30	BREAK				
09h30-10h30	FIRST ADDITIONAL LANGUAGES	GEOGRAPHY	FIRST ADDITIONAL LANGUAGES	ENGLISH HOME LANGUAGE	MATHEMATICS
10h30-11h00	BREAK				
11h00-12h00	PHYSICAL SCIENCES	BIOLOGY	ECONOMIC MANAGEMENT SCIENCES	HISTORY	ECONOMIC MANAGEMENT SCIENCES
12h00-13h00	BREAK				
13h00-14h00	BIOLOGY	COMPUTER TECHNOLOGY	GEOGRAPHY	PHYSICAL SCIENCES	CREATIVE ARTS (MUSIC/DRAMA)
14h00-14h30	BREAK				
14h30-15h30	HISTORY	CREATIVE ARTS (MUSIC/DRAMA)	COMPUTER TECHNOLOGY	LIFE ORIENTATION	LIFE ORIENTATION

GRADE 10-12:
Grade 10-12 Timetable

F.E.T.	MONDAY	TUESDAY	WEDNESDAY	THURSDAY	FRIDAY
08h00-09h00	ENGLISH HOME LANGUAGE	FIRST/SECOND ADDITIONAL LANGUAGES	MATHEMATICS/MATHEMATICAL LITERACY	ENGLISH HOME LANGUAGE	FIRST/SECOND ADDITIONAL LANGUAGES
09h00-09h30	BREAK				
09h30-10h30	LINE 3	LINE 3	FIRST/SECOND ADDITIONAL LANGUAGES	MATHEMATICS/MATHEMATICAL LITERACY	ENGLISH HOME LANGUAGE
10h30-11h00	BREAK				
11h00-12h00	LINE 2	LINE 1	LINE 1	LINE 2	LINE 3
12h00-13h00	BREAK				
13h00-14h00	MATHEMATICS/MATHEMATICAL LITERACY	MATHEMATICS/MATHEMATICAL LITERACY	LINE 3	LINE 1	LINE 2
14h00-14h30	BREAK				
14h30-15h30	LINE 1	LINE 2	ENGLISH HOME LANGUAGE	LIFE ORIENTATION	MATHEMATICS/MATHEMATICAL LITERACY

GRADE 10 SUBJECT LINES	GRADE 11 SUBJECT LINES	GRADE 12 SUBJECT LINES
LINE 1: GEO/ACC/IT/MUS LINE 2: LS/BS/CAT LINE 3: PHY/HIS/DA	LINE 1: ACC/IT1/CAT/GEO/MUS LINE 2: LS/IT2/BUS LINE 3: PHY/HIS/DA	LINE 1: ACC/IT/CAT/MUS LINE 2: LS/DA/BS/MUS LINE 3: PHY/HIS/GEO